



Location: CMA5b - Pedestrian Plaza

Report on 24-hour TSP monitoring for EP-376/2009

Action Level - 209.9 µg/m<sup>3</sup>

Limit Level - 260 µg/m<sup>3</sup>

Date	Sampling Time	Weather Condition	Filter paper no.	Filter Weight, g		Elapse Time, hr		Sampling Time, hr	Flow Rate, m <sup>3</sup> /min			Total Volume, m <sup>3</sup>	TSP Level, µg/m <sup>3</sup>
				Initial	Final	Initial	Final		Initial, Q <sub>si</sub>	Final, Q <sub>sf</sub>	Average		
27-Jan-16	8:00	Cloudy	014412	2.7928	2.9074	6071.07	6095.07	24.00	0.75	0.74	0.74	1072	106.9
1-Feb-16	8:00	Rainy	014282	2.8700	2.9471	6098.07	6122.07	24.00	0.79	0.79	0.79	1137	67.8
5-Feb-16	8:00	Fine	013702	2.7972	2.9340	6125.07	6149.07	24.00	0.78	0.78	0.78	1126	121.4
11-Feb-16	8:00	Fine	014666	2.8715	3.0461	6152.07	6176.07	24.00	0.77	0.77	0.77	1105	158.0
17-Feb-16	8:00	Rainy	014653	2.8074	2.9508	6179.07	6203.07	24.00	0.79	0.78	0.78	1129	127.0
23-Feb-16	8:00	Cloudy	014688	2.8102	2.8746	6206.07	6230.07	24.00	0.78	0.79	0.78	1128	57.1

Report on 1-hour TSP monitoring for EP-376/2009

Action Level - 339.7 µg/m<sup>3</sup>

Limit Level - 500 µg/m<sup>3</sup>

Date	Sampling Time	Weather Condition	Filter paper no.	Filter Weight, g		Elapse Time, hr		Sampling Time, hr	Flow Rate, m <sup>3</sup> /min			Total Volume, m <sup>3</sup>	TSP Level, µg/m <sup>3</sup>
				Initial	Final	Initial	Final		Initial, Q <sub>si</sub>	Final, Q <sub>sf</sub>	Average		
28-Jan-16	8:33	Rainy	014188	2.8374	2.8418	6095.07	6096.07	1.00	0.81	0.81	0.81	48	90.8
28-Jan-16	9:40	Rainy	014278	2.8737	2.8792	6096.07	6097.07	1.00	0.81	0.81	0.81	48	113.5
28-Jan-16	13:00	Rainy	014184	2.8151	2.8172	6097.07	6098.07	1.00	0.81	0.81	0.81	48	43.3
2-Feb-16	9:30	Cloudy	014158	2.8041	2.8088	6122.07	6123.07	1.00	0.79	0.79	0.79	48	98.9
2-Feb-16	10:50	Cloudy	014194	2.8076	2.8116	6123.07	6124.07	1.00	0.79	0.79	0.79	48	84.1
2-Feb-16	13:00	Cloudy	014162	2.8185	2.8242	6124.07	6125.07	1.00	0.79	0.86	0.83	50	114.9
6-Feb-16	8:47	Fine	014677	2.8131	2.8180	6149.07	6150.07	1.00	0.78	0.78	0.78	47	104.1
6-Feb-16	10:00	Fine	014673	2.8514	2.8616	6150.07	6151.07	1.00	0.92	0.92	0.92	55	184.7
6-Feb-16	13:00	Fine	014669	2.8546	2.8614	6151.07	6152.07	1.00	0.78	0.78	0.78	47	144.5
12-Feb-16	8:16	Fine	014684	2.7879	2.7952	6176.07	6177.07	1.00	0.77	0.77	0.77	46	158.7
12-Feb-16	9:42	Fine	014679	2.8102	2.8150	6177.07	6178.07	1.00	0.77	0.83	0.80	48	100.0
12-Feb-16	10:45	Fine	014658	2.8056	2.8108	6178.07	6179.07	1.00	0.77	0.77	0.77	46	113.0
18-Feb-16	8:20	Rainy	014727	2.8010	2.8039	6203.07	6204.07	1.00	0.78	0.78	0.78	47	61.8
18-Feb-16	9:36	Rainy	014731	2.8037	2.8094	6204.07	6205.07	1.00	0.78	0.78	0.78	47	121.4
18-Feb-16	10:43	Rainy	014735	2.8255	2.8337	6205.07	6206.07	1.00	0.85	0.85	0.85	51	160.7
24-Feb-16	8:27	Cloudy	014720	2.8182	2.8225	6230.08	6231.08	1.00	0.79	0.79	0.79	47	91.1
24-Feb-16	9:55	Cloudy	014724	2.8219	2.8265	6231.08	6232.08	1.00	0.79	0.79	0.79	47	97.5
24-Feb-16	11:00	Cloudy	014698	2.8358	2.8406	6232.08	6233.08	1.00	0.79	0.79	0.79	47	101.7



Location: CMA6a - WDII PRE Office

Report on 24-hour TSP monitoring for EP-376/2009

Action Level - 207.1 µg/m<sup>3</sup>

Limit Level - 260 µg/m<sup>3</sup>

Date	Sampling Time	Weather Condition	Filter paper no.	Filter Weight, g		Elapse Time, hr		Sampling Time, hr	Flow Rate, m <sup>3</sup> /min			Total Volume, m <sup>3</sup>	TSP Level, µg/m <sup>3</sup>
				Initial	Final	Initial	Final		Initial, Q <sub>si</sub>	Final, Q <sub>sf</sub>	Average		
28-Jan-16	13:00	Rainy	014525	2.8643	2.9188	21111.17	21135.17	24.00	1.14	1.14	1.14	1647	33.1
1-Feb-16	8:00	Rainy	014558	2.8480	2.8966	21135.19	21159.19	24.00	1.25	1.26	1.25	1806	26.9
5-Feb-16	8:00	Fine	014549	2.8569	3.0908	21162.71	21186.71	24.00	1.25	1.25	1.25	1796	130.2
11-Feb-16	8:00	Fine	014539	2.8235	3.0444	21189.71	21213.71	24.00	1.30	1.29	1.30	1865	118.4
17-Feb-16	8:00	Rainy	014527	2.8794	3.0325	21270.25	21294.25	24.00	1.31	1.31	1.31	1889	81.1
23-Feb-16	8:00	Cloudy	014766	2.8027	2.8985	21297.25	21321.25	24.00	1.25	1.25	1.25	1798	53.3

Remark: Due to interruption of electricity, the 24hr TSP monitoring was rescheduled from 27 January 2016 to 28 January 2016.

Report on 1-hour TSP monitoring for EP-376/2009

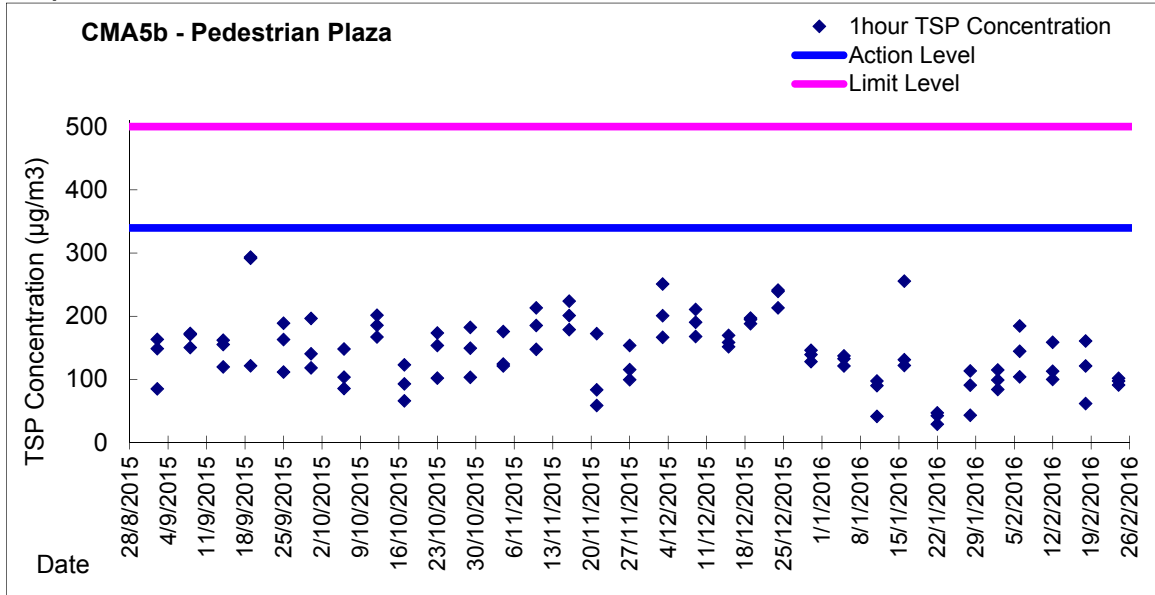
Action Level - 333 µg/m<sup>3</sup>

Limit Level - 500 µg/m<sup>3</sup>

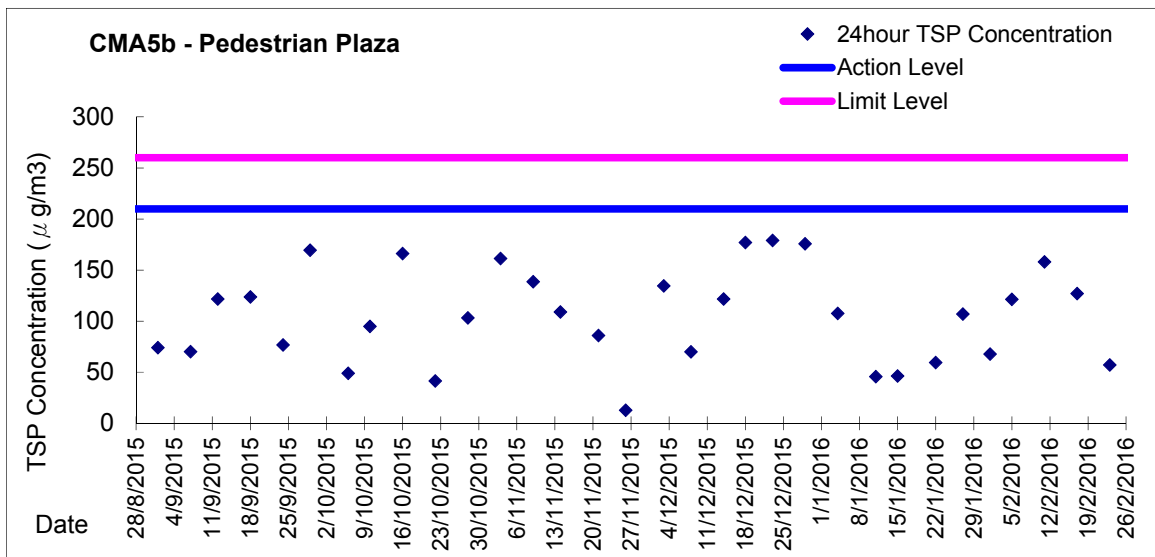
Date	Sampling Time	Weather Condition	Filter paper no.	Filter Weight, g		Elapse Time, hr		Sampling Time, hr	Flow Rate, m <sup>3</sup> /min			Total Volume, m <sup>3</sup>	TSP Level, µg/m <sup>3</sup>
				Initial	Final	Initial	Final		Initial, Q <sub>si</sub>	Final, Q <sub>sf</sub>	Average		
28-Jan-16	8:25	Rainy	014414	2.7825	2.7880	21108.17	21109.17	1.00	1.14	1.14	1.14	69	80.1
28-Jan-16	9:35	Rainy	014417	2.7845	2.7898	21109.17	21110.17	1.00	1.14	1.14	1.14	69	77.2
28-Jan-16	10:55	Rainy	014420	2.7965	2.8031	21110.17	21111.17	1.00	1.14	1.14	1.14	69	96.1
2-Feb-16	9:20	Cloudy	014557	2.8402	2.8428	21159.19	21160.19	1.00	1.26	1.26	1.26	75	34.5
2-Feb-16	10:28	Cloudy	014551	2.8511	2.8524	21160.19	21161.19	1.00	1.26	1.26	1.26	75	17.2
2-Feb-16	13:00	Cloudy	014150	2.8026	2.8064	21161.19	21162.19	1.00	1.38	1.38	1.38	83	45.8
6-Feb-16	8:30	Fine	014153	2.8130	2.8198	21186.71	21187.71	1.00	1.31	1.31	1.31	79	86.4
6-Feb-16	9:45	Fine	014546	2.8693	2.8759	21187.71	21188.71	1.00	1.37	1.37	1.37	82	80.1
6-Feb-16	10:50	Fine	014543	2.8680	2.8732	21188.71	21189.71	1.00	1.31	1.31	1.31	79	66.1
12-Feb-16	8:10	Fine	014536	2.8550	2.8623	21213.71	21214.71	1.00	1.23	1.23	1.23	74	98.6
12-Feb-16	9:15	Fine	014533	2.8427	2.8499	21214.71	21215.71	1.00	1.23	1.23	1.23	74	97.3
12-Feb-16	10:30	Fine	014530	2.8603	2.8670	21215.71	21216.71	1.00	1.23	1.23	1.23	74	90.5
18-Feb-16	8:03	Rainy	014775	2.8357	2.8402	21294.25	21295.25	1.00	1.31	1.31	1.31	79	57.3
18-Feb-16	9:20	Rainy	014772	2.8082	2.8135	21295.25	21296.25	1.00	1.31	1.31	1.31	79	67.4
18-Feb-16	10:30	Rainy	014769	2.7863	2.7899	21296.25	21297.25	1.00	1.31	1.31	1.31	79	45.8
24-Feb-16	8:22	Cloudy	014763	2.8228	2.8270	21321.25	21322.25	1.00	1.28	1.28	1.28	77	54.6
24-Feb-16	9:45	Cloudy	014760	2.8273	2.8298	21322.25	21323.25	1.00	1.28	1.28	1.28	77	32.5
24-Feb-16	11:00	Cloudy	014757	2.8094	2.8124	21323.25	21324.25	1.00	1.28	1.28	1.28	77	39.0



Graphic Presentation of 1 hour TSP Result for EP-376/2009

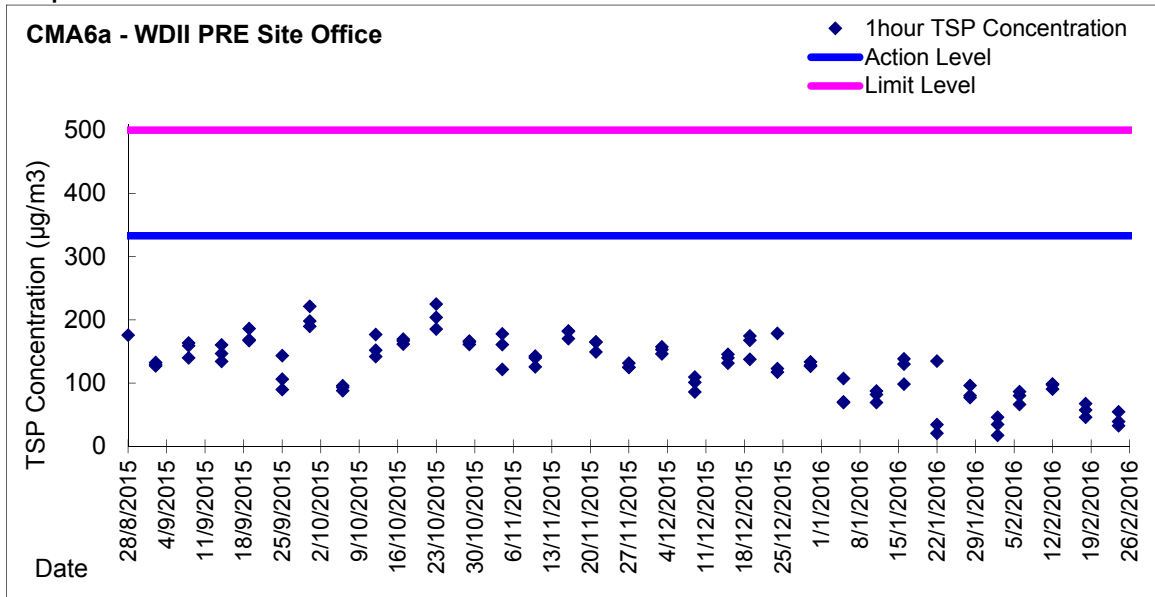


Graphic Presentation of 24 hour TSP Result for EP-376/2009





Graphic Presentation of 1 hour TSP Result for EP-376/2009



Graphic Presentation of 24 hour TSP Result for EP-376/2009

